



ANATECH ELECTRONICS INC
RF & Microwave Filters & Products

465 MHz CDMA 450 A-Band RF-Tx Saw Filter

Part Number: AM465S471

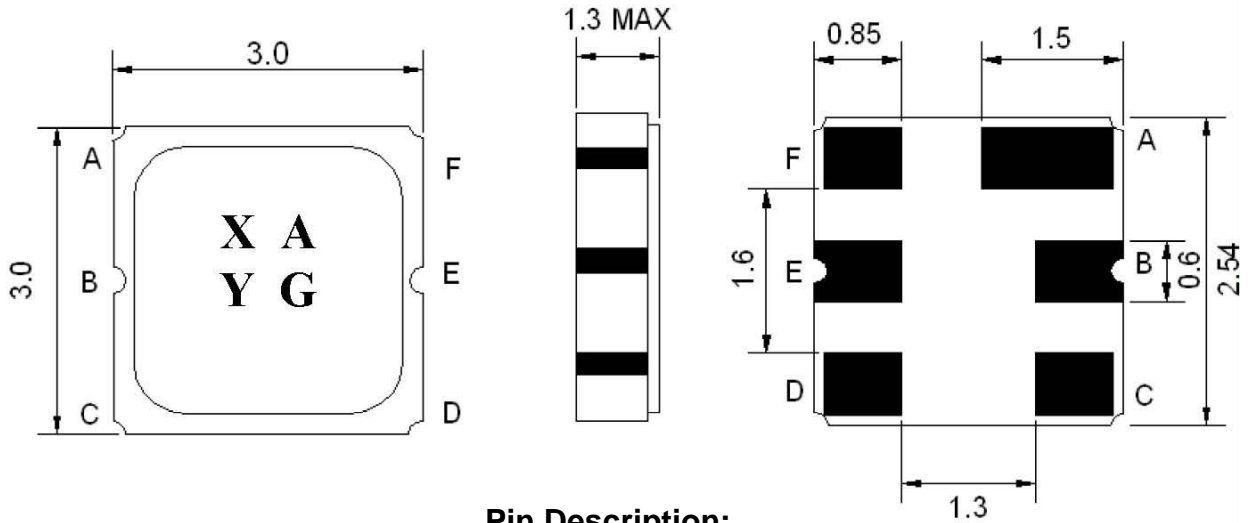


Parameters Description	Unit	Minimum	Typical	Maximum
Center Frequency (Fo)	MHz	-	465.0	-
Insertion Loss in 462.5 ~ 467.5 MHz	dB	-	2.6	3.5
VSWR in 462.5 ~ 467.5 MHz	-	-	1.5	2.1
Attenuation:				
0.3 ~ 452.5 MHz	dB	40	50	-
452.5 ~ 457.5 MHz	dB	35	47	-
485.0 ~ 507.5 MHz	dB	40	50	-
507.5 ~ 1200.0 MHz	dB	30	44	-
1200.0 ~ 1700.0 MHz	dB	20	40	-

Parameters Description	Unit	Minimum	Typical	Maximum
Operation Temperature Range	°C	-30	-	+80
Storage Temperature Range	°C	-40	-	+85
Maximum DC Voltage	V	-	-	0
Maximum Input Power	dBm	-	-	27
Source Impedance (Single Ended) ₁	Ω	-	50	-
Load Impedance (Single Ended) ₁	Ω	-	50	-
Package Size and Type	3.0 x 3.0 x 1.3 mm		M	



Outline Drawing:



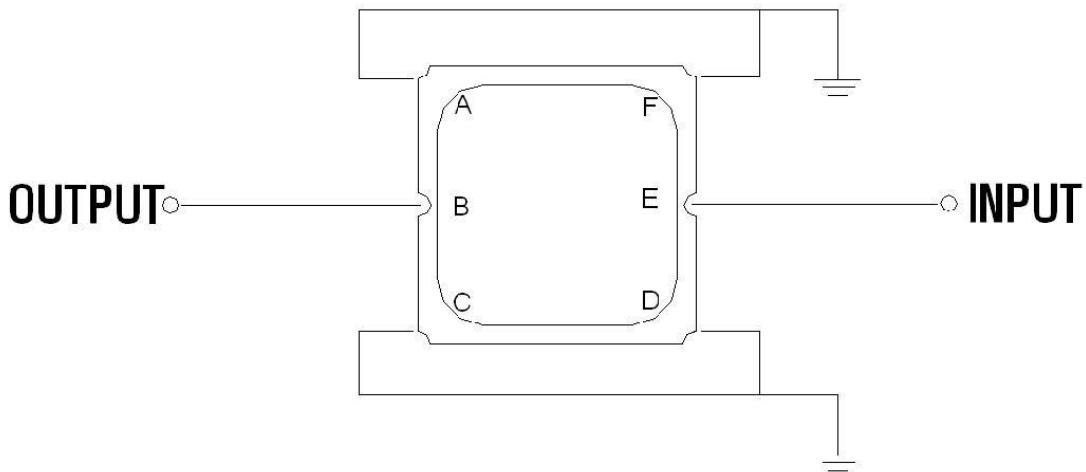
Pin Description:

Ground – A C D F

Input – E

Output – B

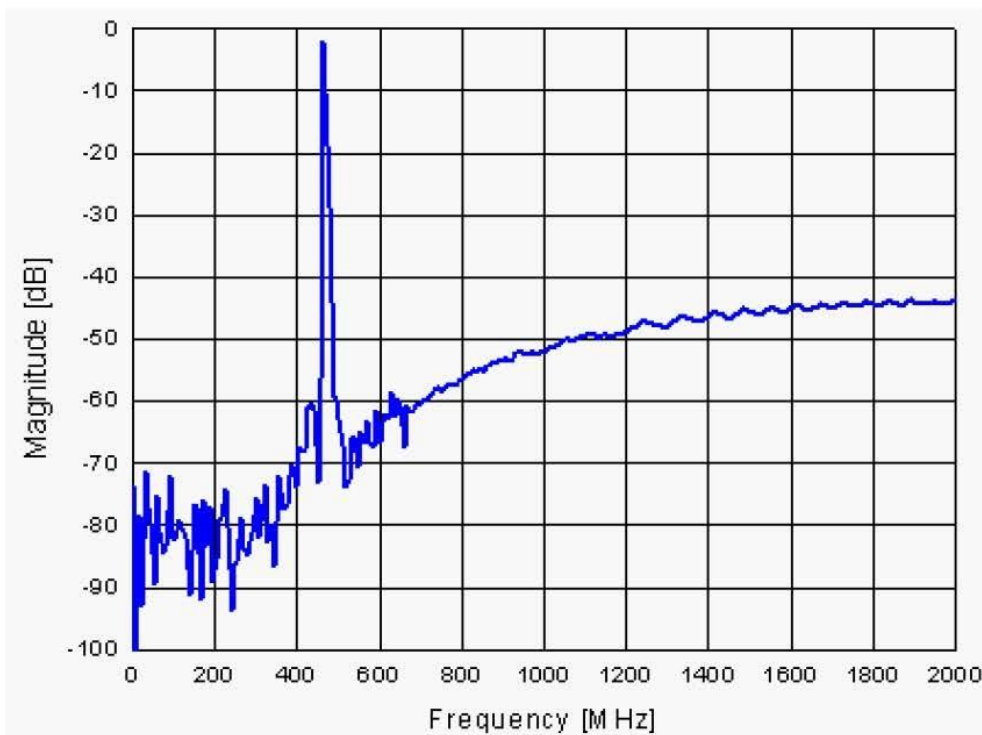
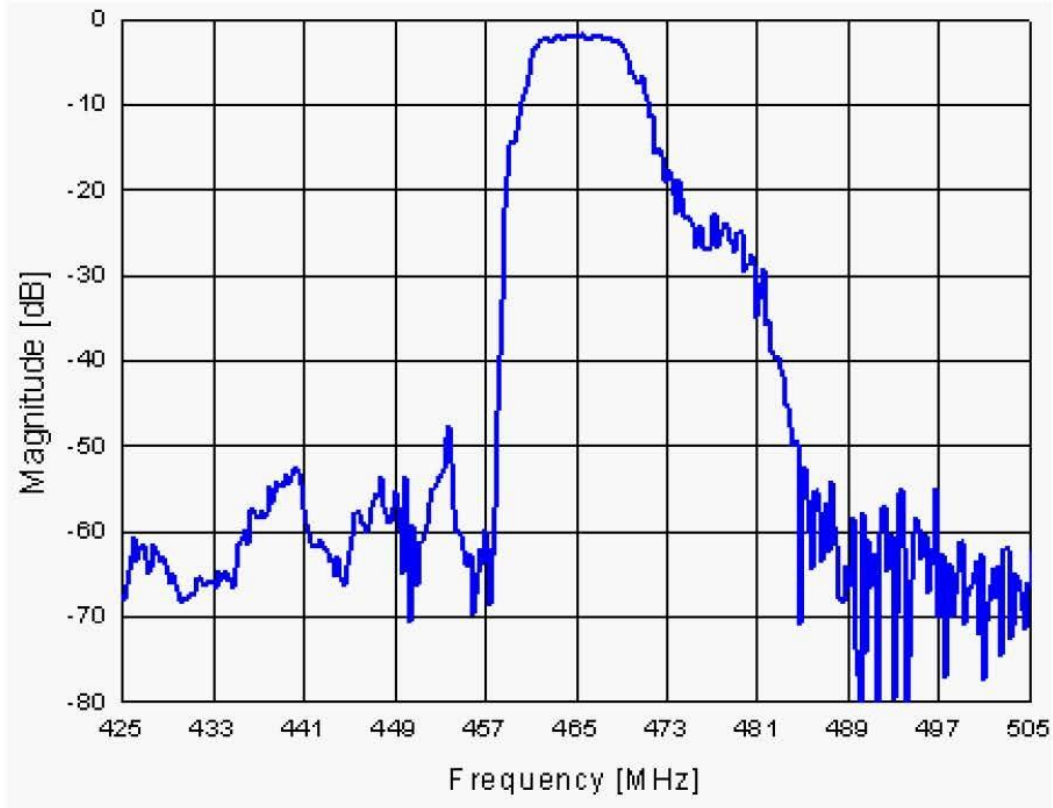
Testing Environment:



Source/Load Impedance: 50 Ω



Response Plot:





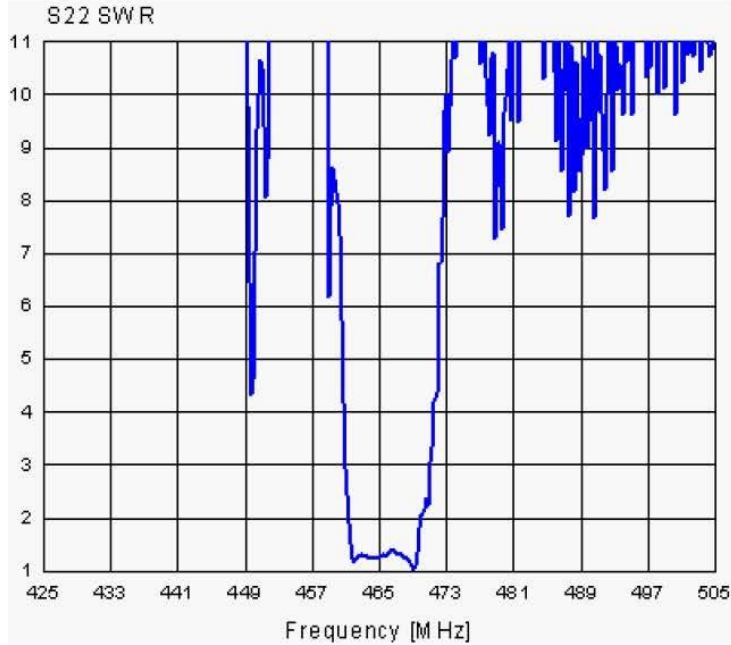
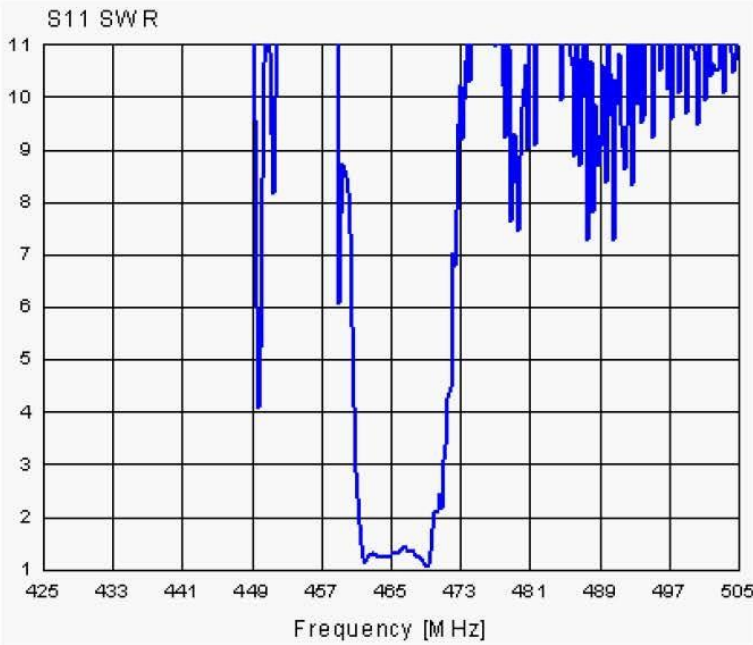
ANATECH ELECTRONICS INC
RF & Microwave Filters & Products

465 MHz CDMA 450 A-Band RF-Tx Saw Filter

Part Number: AM465S471



VSWR



Smith Chart

