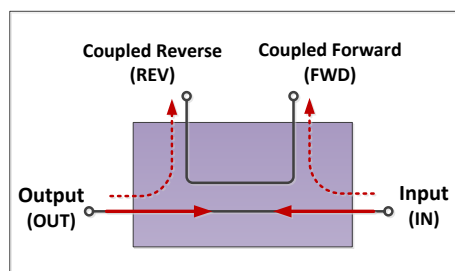




RoHS Compliant

Electrical schematic

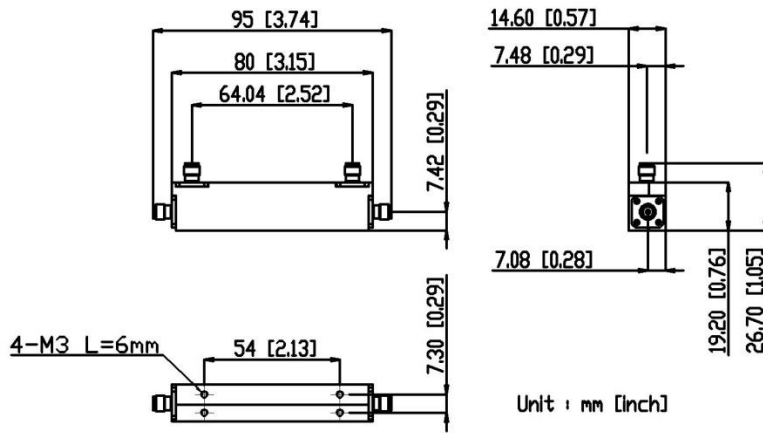


Electrical Specifications

Parameter	Unit	Frequency (GHz)	Min.	Typ.	Max.
Nominal Coupling (Forward Direction)	dB	1 – 18	19.3	20	20.7
Coupling Flatness (Forward Direction)	dB	1 – 18		±0.5	±0.8
Directivity (Forward Direction)	dB	1 – 4	25	31	
		4 – 8	20	28	
		8 – 18	17	23	
Main Line VSWR	:1	1 – 8		1.10	1.15
		8 – 18			1.25
Coupled Line VSWR	:1	1 – 8		1.10	1.25
		8 – 18		1.15	1.35
Insertion Loss	dB	1 – 18		0.7	0.9
Nominal Coupling (Reverse Direction)	dB	1 – 18	19.5	20.2	20.9
Coupling Flatness (Reverse Direction)	dB	1 – 18		±0.7	±1.1
Directivity (Reverse Direction)	dB	1 – 4	24	31	
		4 – 8	20	22	
		8 – 18	16	22	
Average Power Handling	W	1 – 18			20

Operated in 50Ω system, 25°C environment.

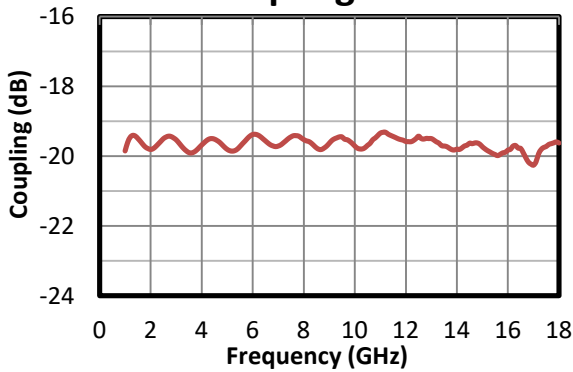
Outline Drawing



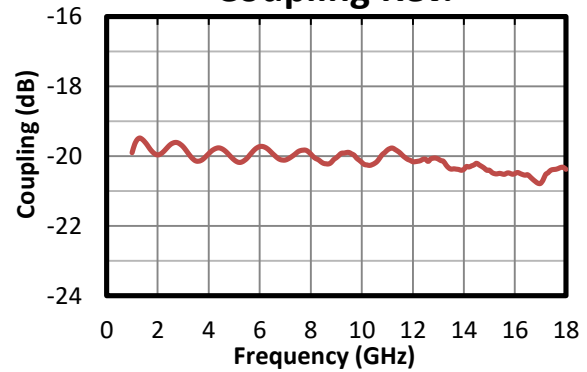
Connectors: SMA Female

Typical Performance

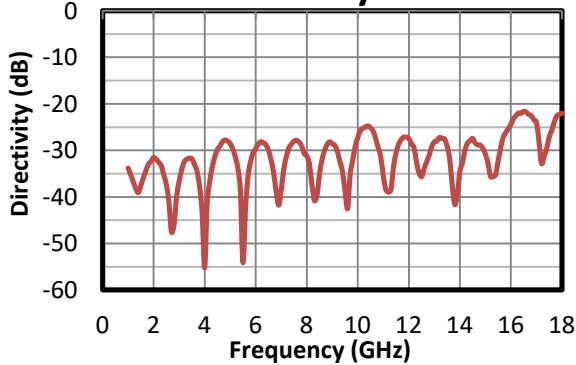
Coupling Fwd.



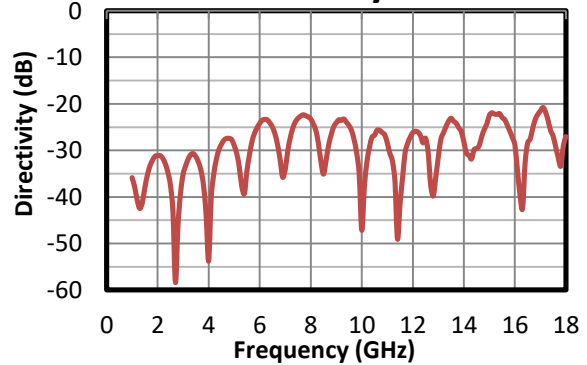
Coupling Rev.

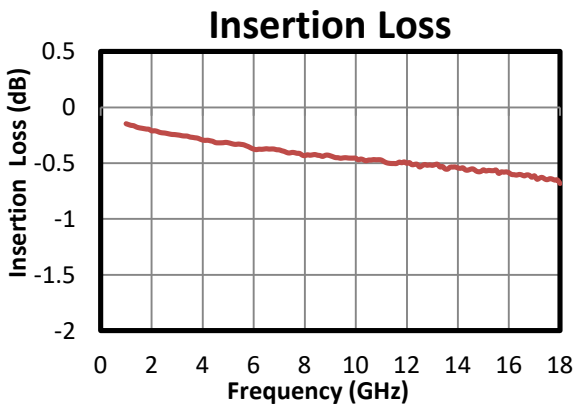
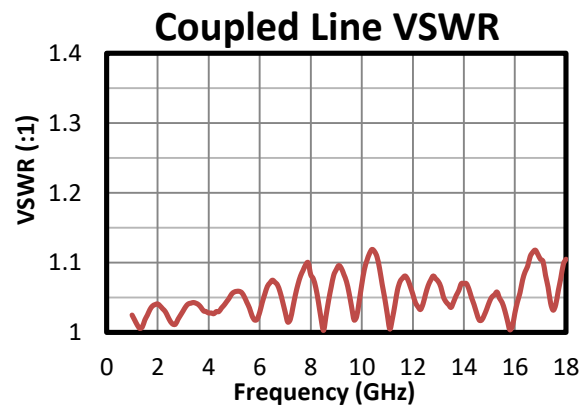
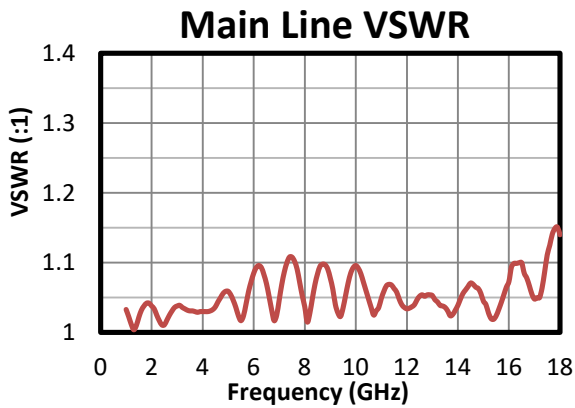


Directivity Fwd.



Directivity Rev.





Typical performance S-parameter file: <https://www.amtery.com/en/goods-31>

For each S/N S-parameter file, go to <https://www.amtery.com/en/downloads>

Note: Specifications are subject to change without notice.