


FEATURES

- Subminiature Design
- 10 Amps at 120VAC, 20 Amps at 14VDC
- 1/2 HP at 125VAC
- TV-5 Rating
- Designed for Automotive and Power Applications


UL / CUL Ratings

Contact Form	1 Form C, SPDT	
Rated Load	Voltage	Amps
NO, Resistive, 6K cycles, 40°C	120VAC	10A
	14VDC	20A
NC, Resistive, 6K cycles, 40°C	14VDC	10A
Motor Load	125VAC, 1/2hp	
TV Rating	120VAC, TV-5	

CHARACTERISTICS

Insulation Resistance	100MΩ min. at 500 VDC
Dielectric Strength	500V rms, between open contacts
	500V rms, between coil & contacts
Surge Withstand Voltage	1500V, between open contacts
Power Consumption	0.6W, 0.8W
Terminal Strength	10N
Solderability	260°C 5 s ± 0.5 s
Operating Temperature	-40°C to 85°C
Storage Temperature	-40°C to 155°C
Shock Resistance	100 m/s ² 11 ms
Vibration Resistance	10-40 Hz double amplitude 1.5mm
Weight	6 g

CONTACT DATA

Maximum Switching Power	280W, 1200VA
Maximum Switching Voltage	277VAC, 48VDC
Maximum Switching Current	20A
Material	AgSnO ₂
Initial Contact Resistance	50 mΩ max.
Service Life	Mechanical 1 x 10 ⁷ operations
	Electrical 1 x 10 ⁵ operations

ORDERING INFORMATION

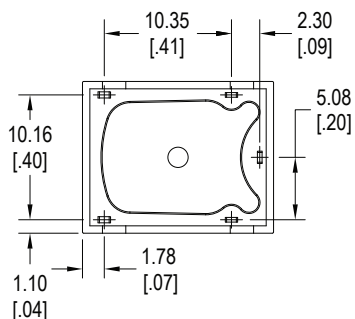
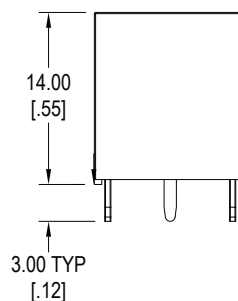
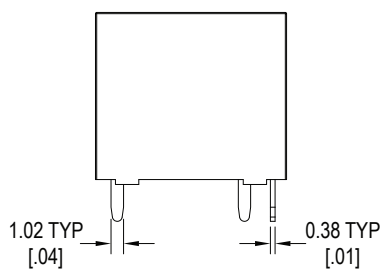
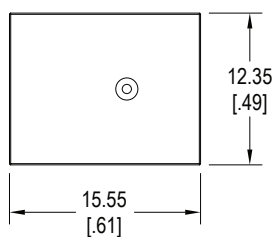
Example	PC236	-1C	-12	S	0.8	F	-X
Model:	PC236						
Contact Form	1C						
Coil Voltage	9 = 9VDC 12 = 12VDC 24 = 24VDC						
Contact Material	Nil = AgSnO ₂						
Enclosure	S = Sealed C = Dust Cover						
Coil Power	Nil = 0.6W 0.8 = 0.8W						
Insulation System	Nil = Class B (125°C) F = Class F (155°C)						
RoHS Compliant:	X = RoHS Compliant						

Values can change due to the switching frequency, desired reliability levels, environmental conditions, and in-rush current levels. It is recommended to test to actual load conditions for the application. It is the users responsibility to determine the performance suitability for their specific application. The use of any coil voltage less than the rated coil voltage may compromise the operation of the relay.

COIL DATA

Coil Voltage		Resistance (Ohms ± 10%)		Pick Up Voltage Max. VDC	Release Voltage Min. VDC	Coil Power W	Operate Time ms	Release Time ms
Rated	Maximum	.6W	.8W					
9	11.7	135	102	6.75	.9	.60 .80	10	5
12	15.6	240	180	9.00	1.2			
24	31.2	960	720	18.00	2.4			

DIMENSIONS mm (inches)



SCHEMATICS & PC LAYOUT Bottom Views

